

7 Schools

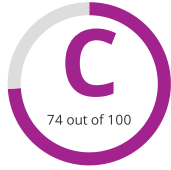
2,789 Students Enrolled

HOW WELL DID THIS DISTRICT PERFORM OVERALL?

UNDERSTANDING OVERALL PERFORMANCE



This shows how well this district prepared students for success, both in school and after high school in college, a career, or the military.



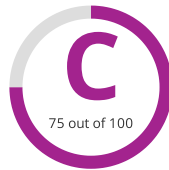
STUDENT ACHIEVEMENT



Student Achievement shows how much students know and are able to do at the end of the school year.



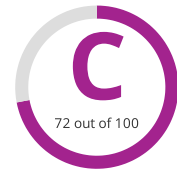
SCHOOL PROGRESS



School Progress shows how students perform over time and how that growth compares to similar schools.



CLOSING THE GAPS



Closing the Gaps shows how well different student groups within a school are performing.

DISTINCTIONS

✗ Postsecondary Readiness



STUDENT ACHIEVEMENT

	Score	% of grade
STAAR Performance	60	40%
College, Career, and Military Readiness	73	40%
Graduation Rate	65	20%
Total	66	100%



SCHOOL PROGRESS

	Score	The higher score of Academic Growth or Relative Performance is used.
Academic Growth	58	
Relative Performance	75	
Total	75	



CLOSING THE GAPS

	Score	% of grade
Grade Level Performance	13	50.0%
English Language Proficiency	100	10.0%
Student Achievement	60	30.0%
Total	72	100%

FINANCE SUMMARY 2016-17

FINANCIAL INTEGRITY RATING SYSTEM OF TEXAS (FIRST)

