

4 Schools

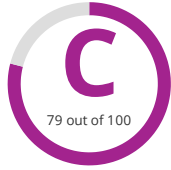
694 Students Enrolled

HOW WELL DID THIS DISTRICT PERFORM OVERALL?

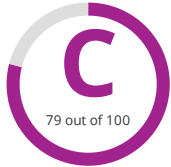
UNDERSTANDING OVERALL PERFORMANCE



This shows how well this district prepared students for success, both in school and after high school in college, a career, or the military.



STUDENT ACHIEVEMENT



Student Achievement shows how much students know and are able to do at the end of the school year.



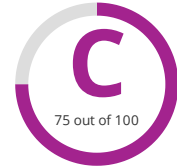
SCHOOL PROGRESS



School Progress shows how students perform over time and how that growth compares to similar schools.



CLOSING THE GAPS



Closing the Gaps shows how well different student groups within a school are performing.

DISTINCTIONS

✗ Postsecondary Readiness



STUDENT ACHIEVEMENT

	Score	% of grade
STAAR Performance	67	40%
College, Career, and Military Readiness	86	40%
Graduation Rate	90	20%
Total	79	100%



SCHOOL PROGRESS

	Score	The higher score of Academic Growth or Relative Performance is used.
Academic Growth	60	
Relative Performance	81	
Total	81	



CLOSING THE GAPS

	Score	% of grade
Grade Level Performance	6	50.0%
Academic Growth/Graduation Rate	100	10.0%
English Language Proficiency	100	10.0%
Student Achievement	75	30.0%
Total	75	100%

FINANCE SUMMARY 2016-17

FINANCIAL INTEGRITY RATING SYSTEM OF TEXAS (FIRST)

