

39 Schools

36,079 Students Enrolled

HOW WELL DID THIS DISTRICT PERFORM OVERALL?


UNDERSTANDING OVERALL PERFORMANCE



This shows how well this district prepared students for success, both in school and after high school in college, a career, or the military.

NOT RATED

70 out of 100

 This district was impacted by Hurricane Harvey and did not receive an overall rating or grade.



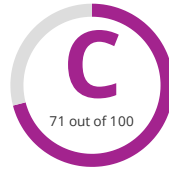
STUDENT ACHIEVEMENT



Student Achievement shows how much students know and are able to do at the end of the school year.



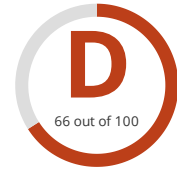
SCHOOL PROGRESS



School Progress shows how students perform over time and how that growth compares to similar schools.



CLOSING THE GAPS



Closing the Gaps shows how well different student groups within a school are performing.



STUDENT ACHIEVEMENT

	Score	% of grade
STAAR Performance	65	40%
College, Career, and Military Readiness	71	40%
Graduation Rate	65	20%
Total	67	100%



SCHOOL PROGRESS

	Score	The higher score of Academic Growth or Relative Performance is used.
Academic Growth	70	
Relative Performance	71	
Total	71	



CLOSING THE GAPS

	Score	% of grade
Grade Level Performance	11	50.0%
Academic Growth/Graduation Rate	11	10.0%
English Language Proficiency	100	10.0%
Student Achievement	20	30.0%
Total	66	100%

FINANCE SUMMARY 2016-17

FINANCIAL INTEGRITY RATING SYSTEM OF TEXAS (FIRST)

