

17 Schools

10,898 Students Enrolled

## HOW WELL DID THIS DISTRICT PERFORM OVERALL?


## UNDERSTANDING OVERALL PERFORMANCE



This shows how well this district prepared students for success, both in school and after high school in college, a career, or the military.

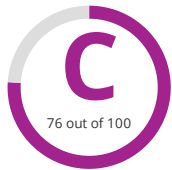
### NOT RATED

79 out of 100

 This district was impacted by Hurricane Harvey and did not receive an overall rating or grade.



### STUDENT ACHIEVEMENT



Student Achievement shows how much students know and are able to do at the end of the school year.



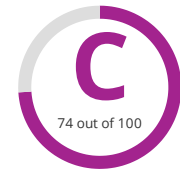
### SCHOOL PROGRESS



School Progress shows how students perform over time and how that growth compares to similar schools.



### CLOSING THE GAPS



Closing the Gaps shows how well different student groups within a school are performing.



### STUDENT ACHIEVEMENT

	Score	% of grade
STAAR Performance	79	40%
College, Career, and Military Readiness	76	40%
Graduation Rate	70	20%
<b>Total</b>	<b>76</b>	<b>100%</b>



### SCHOOL PROGRESS

	Score	The higher score of Academic Growth or Relative Performance is used.
Academic Growth	76	
Relative Performance	81	
<b>Total</b>	<b>81</b>	



### CLOSING THE GAPS

	Score	% of grade
Grade Level Performance	46	50.0%
Academic Growth/Graduation Rate	17	10.0%
English Language Proficiency	100	10.0%
Student Achievement	25	30.0%
<b>Total</b>	<b>74</b>	<b>100%</b>

### FINANCE SUMMARY 2016-17

#### FINANCIAL INTEGRITY RATING SYSTEM OF TEXAS (FIRST)

