

9 Schools

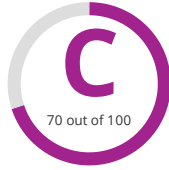
867 Students Enrolled

HOW WELL DID THIS DISTRICT PERFORM OVERALL?

UNDERSTANDING OVERALL PERFORMANCE



This shows how well this district prepared students for success, both in school and after high school in college, a career, or the military.



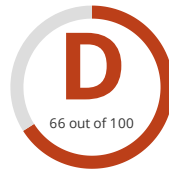
STUDENT ACHIEVEMENT



Student Achievement shows how much students know and are able to do at the end of the school year.



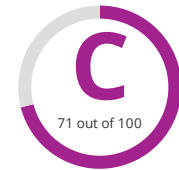
SCHOOL PROGRESS



School Progress shows how students perform over time and how that growth compares to similar schools.



CLOSING THE GAPS



Closing the Gaps shows how well different student groups within a school are performing.



STUDENT ACHIEVEMENT

The Student Achievement score is based on STAAR performance only, for this school.



SCHOOL PROGRESS

Academic Growth	Score	The higher score of Academic Growth or Relative Performance is used.
Relative Performance	55	
Total	66	



CLOSING THE GAPS

Grade Level Performance	Score	% of grade
Academic Growth/Graduation Rate	45	55.6%
Student Achievement	38	11.1%
Total	71	100%

FINANCE SUMMARY 2016-17

FINANCIAL INTEGRITY RATING SYSTEM OF TEXAS (FIRST)

