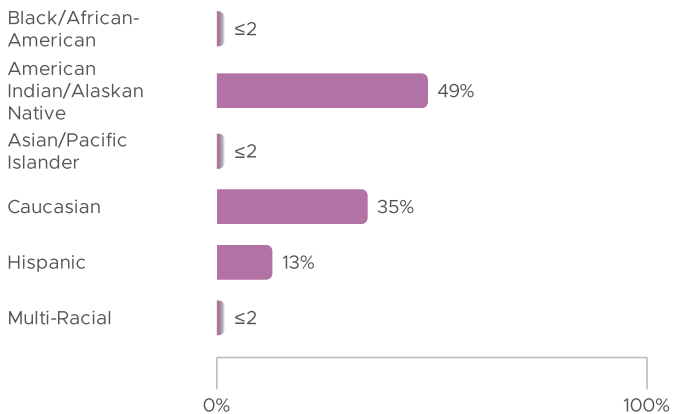


Hozho Academy

School type	District Gallup-McKinley County Schools	Address 104 E Aztec Avenue Gallup, NM 87301	Phone 505-722-4463
Grades served Kindergarten - Grade 5	Principal Juliane Hillock	Website https://hozhoacademy.org	

Total Enrollment: 150

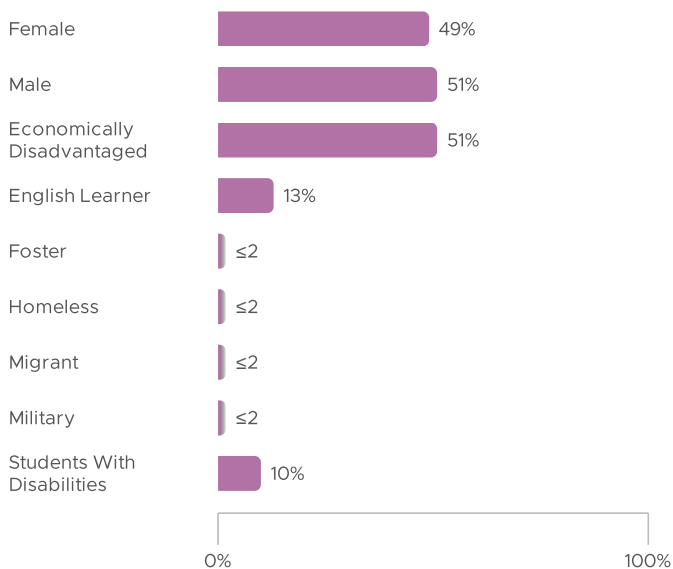
Enrollment by race/ethnicity



What does this mean?

The NM PED celebrates the diversity of its student population. This measure showcases the racial and ethnic diversity of the school or district.

Enrollment by student group



What does this mean?

The NM PED celebrates the diversity of its student population. This measure showcases the diversity of students enrolled at the school or district.

Academic performance

The New Mexico Public Education Department (NM PED) is committed to ensuring every student is adequately equipped to achieve their goals. Academic Performance is one way to understand how well schools are preparing students for their futures.

Overall Performance 2018-2019

29

out of 100

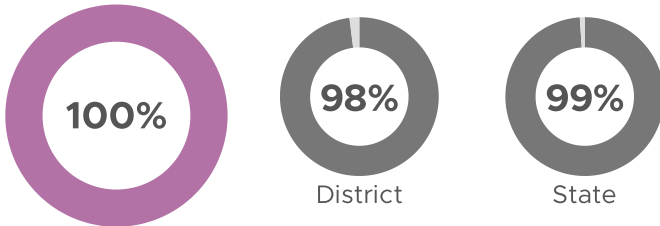
What does this mean?

This number represents an overall score for the school. It helps to inform the level of support provided by the PED, and also identifies areas for celebration. The average score for Elementary and Middle Schools is 48, while High Schools average 49. The average overall score for Districts is 53. All schools that score within the top 25% across the state will receive a Spotlight Designation.

How was this calculated?

Schools can earn points by performing well in a variety of areas. Some components reflected in a school's overall performance number include school climate, attendance and graduation rates, as well as traditional metrics around academic proficiency and growth. For additional detail on how this number is calculated, please refer to the technical user guide.

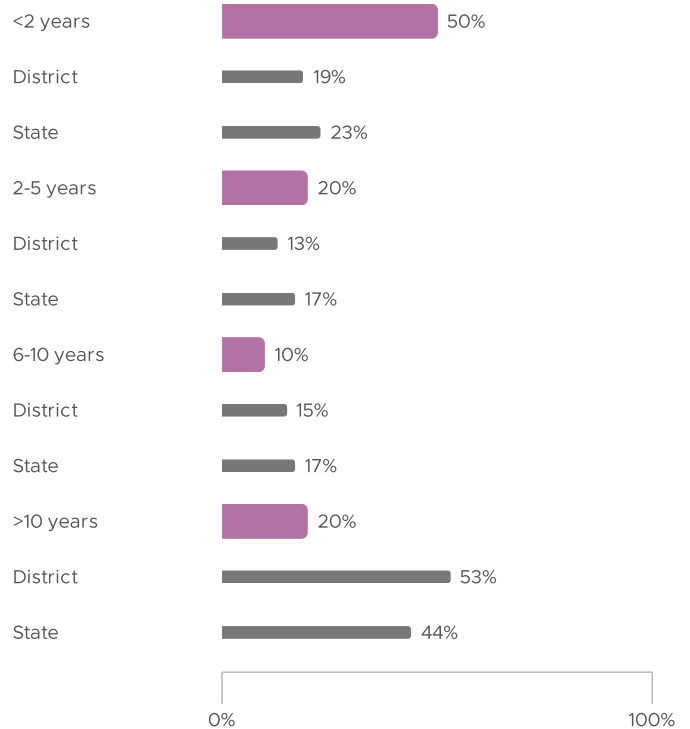
Teacher Certification



What does this mean?

This reports the percentage of teachers at this school who are certified.

Average teacher experience

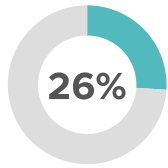


What does this mean?

This includes the percentage of teachers at this school/district by years of experience.

Academic performance (continued)

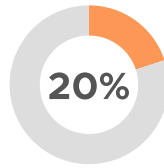
Proficiency rates



Reading

What does this mean?

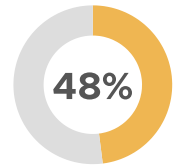
The reading proficiency rate measures the percent of students who are reading at the expected level, or higher, for the student's grade.



Math

What does this mean?

The math proficiency rate measures the percent of students whose ability in math is at the expected level, or higher, for the student's grade.



Science

What does this mean?

The science proficiency rate measures the percent of students whose knowledge in science is at the expected level, or higher, for the student's grade.

Academic Growth

25

Reading

What does this mean?

This measure shows whether students are learning less than, about the same as, or more than other students who are academically similar to them in reading.

23

Math

What does this mean?

This measure shows whether students are learning less than, about the same as, or more than other students who are academically similar to them in math.

Four-Year Graduation Rate



What does this mean?

This measures the percent of students graduating within four years with a high school diploma. The data for graduation rates is one year behind the data for other accountability measures.

Regular Attendance

96%

What does this mean?

Regular attendance is the percent of students who attended more than 90% of school days.