


**Grades Served** EE-5 **Student Enrollment Details** 182 Students Enrolled **District** AUSTIN ISD  
**Address** 1203 SPRINGDALE RD, AUSTIN, TX 78721

**CHANGE OVER TIME**

**HOW WELL DID THIS SCHOOL PERFORM OVERALL?**



80 out of 100

This shows how well this school prepared students for success, both in school and after high school in college, a career, or the military.

**CHANGE OVER TIME**

2017-18  
**Met Standard**  
 88 out of 100

2018-19  
**B**  
 80 out of 100

This section showcases annually the overall grade of this campus to showcase their improvement over time. The overall grade is based on performance in the three domains listed below.

**OVERALL PERFORMANCE DETAILS**


**STUDENT ACHIEVEMENT**



69 out of 100

Student Achievement shows how much students know and are able to do at the end of the school year.


**SCHOOL PROGRESS**



83 out of 100

School Progress shows how students perform over time and how that growth compares to similar schools.

**CLOSING THE GAPS**



73 out of 100

The Closing the Gaps domain tells us how well different populations of students in a district are performing.

**WHERE DID THIS SCHOOL PERFORM EXCEPTIONALLY WELL?**

- ✗ ACADEMIC ACHIEVEMENT IN SCIENCE
- ✓ TOP 25%: COMPARATIVE ACADEMIC GROWTH
- ✓ ACADEMIC ACHIEVEMENT IN MATHEMATICS
- ✗ POST-SECONDARY READINESS

- ✗ ACADEMIC ACHIEVEMENT IN ENGLISH LANGUAGE ARTS/READING
- ✗ TOP 25%: COMPARATIVE CLOSING THE GAPS

**Grades Served** EE-5 **Student Enrollment Details** 182 Students Enrolled **District** AUSTIN ISD  
**Address** 1203 SPRINGDALE RD, AUSTIN, TX 78721



## HOW ARE SCORES CALCULATED?



### STUDENT ACHIEVEMENT

Component	Score	% of grade
STAAR Performance	69	100%
Total	69	100%



### SCHOOL PROGRESS

*The higher score of Academic Growth or Relative Performance is used.*

Component	Score	% of grade
Academic Growth	83	100%
Relative Performance	77	
Total	83	100%



### CLOSING THE GAPS

Component	Score	% of grade
Grade Level Performance	50	60.0%
English Language Proficiency	100	20.0%
Student Achievement	43	20.0%
Total	73	100%