


**Grades Served** K-5 **Student Enrollment Details** 728 Students Enrolled **District** TERRELL ISD

**Address** 1400 S ROCKWALL AVE, TERRELL, TX 75160

**CHANGE OVER TIME**

**HOW WELL DID THIS SCHOOL PERFORM OVERALL?**



80 out of 100

This shows how well this school prepared students for success, both in school and after high school in college, a career, or the military.

**CHANGE OVER TIME**

2017-18  
**Met Standard**  
67 out of 100

2018-19  
**B**  
80 out of 100

This section showcases annually the overall grade of this campus to showcase their improvement over time. The overall grade is based on performance in the three domains listed below.

**OVERALL PERFORMANCE DETAILS**


**STUDENT ACHIEVEMENT**



72 out of 100

Student Achievement shows how much students know and are able to do at the end of the school year.


**SCHOOL PROGRESS**



82 out of 100

School Progress shows how students perform over time and how that growth compares to similar schools.

**CLOSING THE GAPS**



76 out of 100

The Closing the Gaps domain tells us how well different populations of students in a district are performing.

**WHERE DID THIS SCHOOL PERFORM EXCEPTIONALLY WELL?**

- ✗ ACADEMIC ACHIEVEMENT IN SCIENCE
- ✓ TOP 25%: COMPARATIVE ACADEMIC GROWTH
- ✓ ACADEMIC ACHIEVEMENT IN MATHEMATICS
- ✗ POST-SECONDARY READINESS

- ✓ ACADEMIC ACHIEVEMENT IN ENGLISH LANGUAGE ARTS/READING
- ✗ TOP 25%: COMPARATIVE CLOSING THE GAPS

**Grades Served** K-5 **Student Enrollment Details** 728 Students Enrolled **District** TERRELL ISD  
**Address** 1400 S ROCKWALL AVE, TERRELL, TX 75160



**HOW ARE SCORES CALCULATED?**



**STUDENT ACHIEVEMENT**

Component	Score	% of grade
STAAR Performance	72	100%
Total	72	100%



**SCHOOL PROGRESS**

*The higher score of Academic Growth or Relative Performance is used.*

Component	Score	% of grade
Academic Growth	82	100%
Relative Performance	80	
Total	82	100%



**CLOSING THE GAPS**

Component	Score	% of grade
Grade Level Performance	61	30.0%
Academic Growth/Graduation Rate	94	50.0%
English Language Proficiency	0	10.0%
Student Achievement	50	10.0%
Total	76	100%