


**Grades Served** 6-7 **Student Enrollment Details** 250 Students Enrolled **District** IDEA PUBLIC SCHOOLS

**Address** 5555 OLD PEARSALL RD, SAN ANTONIO, TX 78242

## CHANGE OVER TIME

### HOW WELL DID THIS SCHOOL PERFORM OVERALL?



88 out of 100

This shows how well this school prepared students for success, both in school and after high school in college, a career, or the military.

### CHANGE OVER TIME


2017-18  
**Met Standard**  
94 out of 100

2018-19  
**B**  
88 out of 100

This section showcases annually the overall grade of this campus to showcase their improvement over time. The overall grade is based on performance in the three domains listed below.

## OVERALL PERFORMANCE DETAILS


### STUDENT ACHIEVEMENT



86 out of 100

Student Achievement shows how much students know and are able to do at the end of the school year.


### SCHOOL PROGRESS



92 out of 100

School Progress shows how students perform over time and how that growth compares to similar schools.

### CLOSING THE GAPS



79 out of 100

The Closing the Gaps domain tells us how well different populations of students in a district are performing.

## WHERE DID THIS SCHOOL PERFORM EXCEPTIONALLY WELL?

- ✓ TOP 25%: COMPARATIVE ACADEMIC GROWTH
- ✓ ACADEMIC ACHIEVEMENT IN MATHEMATICS
- ✓ POST-SECONDARY READINESS

- ✓ ACADEMIC ACHIEVEMENT IN ENGLISH LANGUAGE ARTS/READING
- ✓ TOP 25%: COMPARATIVE CLOSING THE GAPS

**Grades Served** 6-7 **Student Enrollment Details** 250 Students Enrolled **District** IDEA PUBLIC SCHOOLS

**Address** 5555 OLD PEARSALL RD, SAN ANTONIO, TX 78242


## HOW ARE SCORES CALCULATED?



### STUDENT ACHIEVEMENT

Component	Score	% of grade
STAAR Performance	86	100%
Total	86	100%



### SCHOOL PROGRESS

*The higher score of Academic Growth or Relative Performance is used.*

Component	Score	% of grade
Academic Growth	80	
Relative Performance	92	100%
Total	92	100%



### CLOSING THE GAPS

Component	Score	% of grade
Grade Level Performance	100	30.0%
Academic Growth/Graduation Rate	50	50.0%
English Language Proficiency	0	10.0%
Student Achievement	100	10.0%
Total	79	100%