

Student Enrollment Details 4,545 Students Enrolled **Address** 120 E BOLIVAR ST, VIDOR, TX 77662

DISTRICT OVERVIEW 2018-19

HOW WELL DID THIS DISTRICT PERFORM OVERALL?



78 out of 100

This shows how well this school prepared students for success, both in school and after high school in college, a career, or the military.

CHANGE OVER TIME

2017-18
Not Rated
82 out of 100

2018-19
C
78 out of 100

This section showcases annually the overall grade of this district to showcase their improvement over time. The overall grade is based on performance in the three domains listed below.

OVERALL PERFORMANCE DETAILS


STUDENT ACHIEVEMENT



78 out of 100

Student Achievement shows how much students know and are able to do at the end of the school year.

SCHOOL PROGRESS



80 out of 100

School Progress shows how students perform over time and how that growth compares to similar schools.

CLOSING THE GAPS



72 out of 100

The Closing the Gaps domain tells us how well different populations of students in a district are performing.

Student Enrollment Details 4,545 Students Enrolled **Address** 120 E BOLIVAR ST, VIDOR, TX 77662

HOW ARE SCORES CALCULATED?

STUDENT ACHIEVEMENT

Component	Score	% of grade
STAAR Performance	75	40%
College, Career, and Military Readiness	82	40%
Graduation Rate	75	20%
Total	78	100%

SCHOOL PROGRESS

The higher score of Academic Growth or Relative Performance is used.

Component	Score	% of grade
Academic Growth	70	
Relative Performance	80	100%
Total	80	100%


CLOSING THE GAPS

Component	Score	% of grade
Grade Level Performance	35	50.0%
Academic Growth/Graduation Rate	0	10.0%
English Language Proficiency	0	10.0%
Student Achievement	57	30.0%
Total	72	100%

FINANCE SUMMARY 2017-18

HOW MUCH DID THIS DISTRICT RECEIVE COMPARED TO OTHERS?

\$12,673.0
per student




Fiscal Peer Minimum:
\$7,997

Fiscal Peer Maximum:
\$19,027

Fiscal Peer Average: \$11,742

FINANCIAL INTEGRITY RATING SYSTEM OF TEXAS (FIRST) FOR 2018-19



88 out of 100