


Student Enrollment Details 635 Students Enrolled **Address** 12470 WOMAN HOLLERING RD, SCHERTZ, TX 78154

DISTRICT OVERVIEW 2018-19

HOW WELL DID THIS DISTRICT PERFORM OVERALL?



89 out of 100



Alternative standards were used to rate this district.

This shows how well this school prepared students for success, both in school and after high school in college, a career, or the military.

CHANGE OVER TIME

2017-18
A
92 out of 100


2018-19
B
89 out of 100

This section showcases annually the overall grade of this district to showcase their improvement over time. The overall grade is based on performance in the three domains listed below.

OVERALL PERFORMANCE DETAILS



STUDENT ACHIEVEMENT




89 out of 100

Student Achievement shows how much students know and are able to do at the end of the school year.



SCHOOL PROGRESS




89 out of 100

School Progress shows how students perform over time and how that growth compares to similar schools.



CLOSING THE GAPS



85 out of 100

The Closing the Gaps domain tells us how well different populations of students in a district are performing.

Student Enrollment Details 635 Students Enrolled **Address** 12470 WOMAN HOLLERING RD, SCHERTZ, TX 78154

HOW ARE SCORES CALCULATED?

STUDENT ACHIEVEMENT

Component	Score	% of grade
STAAR Performance	91	40%
College, Career, and Military Readiness	92	40%
Graduation Rate	100	20%
Total	89	100%

SCHOOL PROGRESS

The higher score of Academic Growth or Relative Performance is used.

Component	Score	% of grade
Academic Growth	91	100%
Total	89	100%

CLOSING THE GAPS


Component	Score	% of grade
Grade Level Performance	56	50.0%
Academic Growth/Graduation Rate	0	10.0%
English Language Proficiency	0	10.0%
Student Achievement	0	30.0%
Total	85	100%

FINANCE SUMMARY 2017-18

HOW MUCH DID THIS DISTRICT RECEIVE COMPARED TO OTHERS?



FINANCIAL INTEGRITY RATING SYSTEM OF TEXAS (FIRST) FOR 2018-19



84 out of 100